

Product Overview










CORE

HERO

Version

4.2



Frequency		<input checked="" type="checkbox"/>	<input checked="" type="checkbox"/>	<input checked="" type="checkbox"/>	<input checked="" type="checkbox"/>	<input type="checkbox"/>
Holding time		<input checked="" type="checkbox"/>	<input checked="" type="checkbox"/>	<input type="checkbox"/>	<input type="checkbox"/>	<input type="checkbox"/>
Accuracy		<input checked="" type="checkbox"/>	<input checked="" type="checkbox"/>	<input checked="" type="checkbox"/>	<input checked="" type="checkbox"/>	<input type="checkbox"/>
Stance		OFFENSIVE				
Style		DAYTRADER				
Level		PRO				
Candle focus		30MIN + 2H				

Description

The new Profit Turbine is rebuilt as a versatile daytrader. It can adapt to different market situations and works with DCA as well as stop-loss. Using sell signals intelligently, it is able to find bigger trades as well as small scalp trades. Works well as all-round stand-alone strategy, in config pools and is A.I. compatible.

Goal & when to deploy

Medium-high frequency. Offensive and slightly more risk. Exploits a broad range of market-scenario's.

Coins

All spot-market coins.

Base currencies

USDT, USDC, EUR, USD, DAI, BUSD, BTC, TUSD, USDC

Exchanges

All

[View on website >](#)

Set-up



CRYPTONOPPER

Trade history

Search in trade history... Search Advanced search Export

Currency	Pair	Type	Date	Amount	Rate	Fee	Total	Result	Trigger	View
KNC	KNC/EUR	BUY	08/01/2021 12:14:29 PM	123.19773	1.4113	0	173.87		Strategy	View
CHZ	CHZ/EUR	SELL	08/01/2021 12:12:13 PM	779.65569	0.2312	0	180.26	4.62%	Trailing Stop Loss	View
BAND	BAND/EUR	BUY	08/01/2021 12:04:32 PM	31.114924	5.6446	0	175.83		Strategy	View

Check out our template set-up manual:
<https://www.gainscript.com/guides-product-info-pdf>

NEO	NEO/EUR	BUY	08/01/2021 5:44:18 AM	4.9725965	37.844	0	173.08		Strategy	View
LOOM	LOOM/EUR	BUY	08/01/2021 5:03:13 AM	2386.8265	0.073183	0	172.96		Strategy	View
ADA	ADA/EUR	SELL	08/01/2021 5:03:12 AM	146.128	1.1109	0	165.26	5.61%	Trailing Stop Loss	View
AION	AION/EUR	SELL	08/01/2021 4:15:11 AM	1556.3916	0.1093	0	170.11	1.77%	Trailing Stop Loss	View
BAND	BAND/EUR	SELL	08/01/2021 3:53:13 AM	32.06997	5.5264	0	177.21	3.74%	Trailing Stop Loss	View
COMP	COMP/EUR	SELL	08/01/2021 3:08:13 AM	0.5059803	344.22	0	174.17	5.23%	Trailing Stop Loss	View

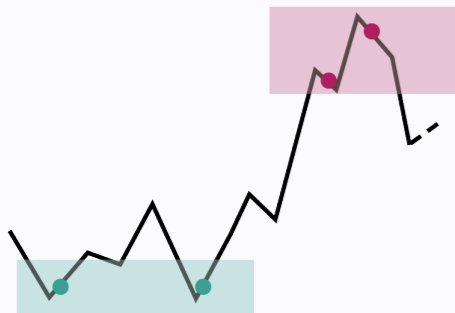
Auto update



Make sure the 'auto-update' switch is ON (when viewing the item in the marketplace).

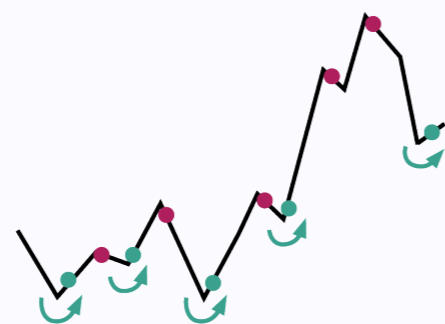
Products





Position Trading

Building positions over extended periods of time in oversold markets, buying dips and adding to your position. Few signals during uptrends. Emphasis on large timeframes. Lower risk.



Swing Trading

Attempts to buy swing lows and sell at swing highs, typically using momentum indicators. Emphasis on medium-large timeframes.



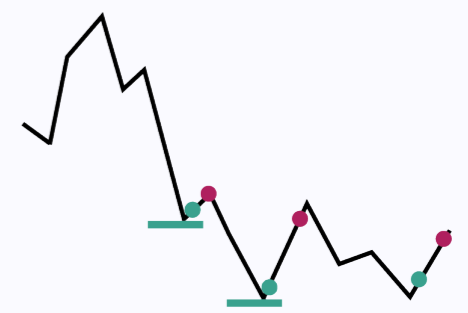
Day Trading

More entries within market swings, targeting smaller trades for higher frequency and lower holding times. Emphasis on shorter timeframes.



Scalping

Targets very short trades yielding small profits. Focus on small time frames, typically using momentum indicators on small timeframes, with trend + volatility conformation indicators on larger timeframes.



Bounce Trading

Attempts to trade support levels, find bottoms and trades market bounces in a downtrend. Lower frequency, and higher risk.

Gainscript Script Architecture



Signal structure [Buys]

Signal structure [Sells]



Gainscript strategies are built with carefully selected indicators with a layered approach. Of course, we can't share the secret sauce. However, we can lift a tip of the veil by describing how the strategies are schematically laid out.

Indicators are clustered together, with each serving a specific role across multiple timeframes. Combined with intensive experience, back-testing and balanced input values.

A. The first cluster of indicators measure if overall trend, strength & volatility are safe enough to make a trade.

B. The second cluster will signal a potential imminent entry. This may be a shift in momentum, buying pressure, increase of volume or the presence of an ongoing uptrend.

C. The actual buy signal will then be defined by an uptick on a small timeframe to ensure maximum precision upon entry.

D. Depending on the trading style, the algorithm will then look for additional confirmations, comparable to cluster B.

Sell signals have a comparable structure. However, the difficulty to sell will vary per strategy. For example, targeted scalping will have stricter entries and slightly easier exits as it aims for smaller profits. Conversely, an accumulation strategy will only sell at macro overbought regions and is therefore relatively easier on the buy than on the sell.

How this strategy works

Version
8.6
HERO



Backtest Result

Max profit: 26.00 %

Strategy: [Gainscript] Profit Turbine 8.61

Stop-loss: Enabled

Stop-loss percentage: 20 %

Trailing stop-loss: Disabled

Trailing stop-buy: Disabled

Successful sells: 88 (80.73 %)

Sells with loss: 21 (19.27 %)

Average holding time: 16 hour(s)

DCA setup
Sell Signals Only

◀◀ Quick guide on backtest interpretation



General

Be wary when marketplace sellers show results and especially when there are NO results. Always perform a couple of backtests yourself to confirm that the results align with the sellers claims to see if it checks out - yes, this also counts for Gainscript strategies.

Paper trading

Paper trading tends to give a more realistic indication of profitability. Although this may take some time, it is recommended as you will get familiar with the strategy and will get a clearer picture when it buys and sells, frequency and real-life stats. Bear in mind however that real results might still deviate due to transaction fees, slippage or unfilled orders.

Risk-reward ratio

When judging the winrate% of a strategy, always put it into context. Determine the ratio between stop-loss (SL) and take profit (TP) or trailing stop-loss (TSL). If for example an impressive looking winrate is 90%, but the test used TP at 1% and stop-loss at -10%, then it will take 10 good trades to compensate for 1 bad trade. In this example, a **90% winrate is therefore still a net-loss**.

In most cases, Gainscript uses a risk/reward of approx. 1:1 or a slightly bigger reward. Then 1 good trade roughly equals 1 bad trade. This way, a 70% winrate is profitable.

In some cases, when a backtest is shown without a stop-loss it will give a 100% accuracy which of course is not the case. Then this means in reality there might be **losing** unclosed positions. For an accumulation or bottom-buyer strategy it may make sense not to use a stop-loss (also in back-test), but not for a more aggressive short-term focused scalp strategy.

DCA and stop-loss

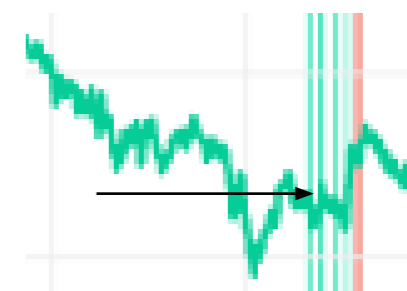
For some larger time-frame strategies (e.g. accumulation or swingtrade strategies) it can be beneficial to use Dollar Cost Averaging (DCA). DCA means doubling a losing position to reduce the average buying price. However, be cautious! Generally recommended to only use DCA for top-projects or when given coin is in a clear uptrend. Also, be aware of which strategies you combine with DCA. A scalping strategy for example is typically not designed for DCA. For simplicity's sake, Gainscript usually present tests with stop-losses to reveal actual accuracy of the signal.

The advantage of stop-loss is a clear risk containment. The disadvantage is that a premature buy signal that would have been profitable might get knocked out by a stop-loss because of a volatile downswing. Therefore some strategies contain indicators that avoid buying into overly volatile markets. Ofcourse, setting a wider stop-loss might increase your winrate, but also negatively impacts your Risk-reward ratio.



Cool-down & max positions

Strategies may flash signals multiple times in a shorter timeframe. If your config has a cool-down or has a max. positions per coin, then this does not mean there are multiple trades. In most cases, the first signal is the actual signal that your hopper acts upon. This may lead to a higher or lower winrate%. Although the winrate is still an indication - double check this.



◀ DCA versus stop-loss



DCA versus stop-loss

Although DCA may seem appealing, this tool has to be used with caution. It is designed to reduce the average buy-in price when a position is at a loss. The advantage is that DCA can iron-out market inefficiency with a safety trade, such as a momentarily drop in an otherwise healthy uptrend. However, the risk is that in strong downtrending markets you keep buying into a losing position. This will increase the size of the losing position and eventually turn you in a long-term holder. This is more in the 'investing' spectrum than 'trading'. It might work well for top-coins like BTC, ETH or projects you're comfortable holding for a longer time, but not very wise to use for your next sh*itcoin. Seriously, if you bought at a blow-off top a position can keep going down to below -90%, even with DCA. And let's be honest; you can't expect a scalp signal designed for a +3% profit then to clear your position with profit.. can you? In addition it will block your liquidity to take on new trades.

So, best only use DCA with top-projects you're fundamentally familiar with OR are very confident about a strong uptrend. You can do this by creating config pools which each manage risk in a separate way.

Holding time & liquidity

Liquidity in trading means the funds you have available to take on new trades. If you are 100% in positions, this means there is no more liquidity. A low holding time is always favourable as it allows you to make multiple trades within the same timeframe (high liquidity). Swing trading strategies are relatively more accurate and profitable in backtesting, this does not mean it per se beats scalping strategies as scalping - if done well can compound gains faster and is generally geared better for rough market conditions. Can't decide which strategy best fits your style or market conditions? Set up config pools and run multiple strategies! This way you can choose where you apply DCA or stop-loss.



Make no mistake - some crypto's can see a blow-off top which will never repeat and devalue -99%. Unless you're prepared to 20x your position, you can't be saved with DCA. Be wary of marketplace sellers who tell you to DCA deep into everything and 'be patient until the markets go up'. - this will cost you sooner or later.

Key settings

- Stop-loss disabled
- Sell signals enabled
- DCA enabled
- Risk Reward-ratio approx. 1:1

Optional:

- Sell Signals disabled (careful when using DCA!)
- Wider ATSL / TSL

Key settings

- Sell signals enabled
- Stop-loss enabled
- Risk Reward-ratio approx. 1:1

Optional:

- Scalping, tighter ATSL (Arm Trailing Stop Loss)

Understand & monitor macro market movements


<https://www.gainscrypt.com/market-dashboard>



Where can I find results?

1. On the Cryptohopper marketplace under the 'Backtests Ribbon'

V8.61



HERO

Profit Turbine Strategy (hero) - [GAINSCRYPT]

Type: **Strategy** ★★★★★ (5)

[Edit market item](#)

Price includes 12 months of updates.

116 Sales

Share

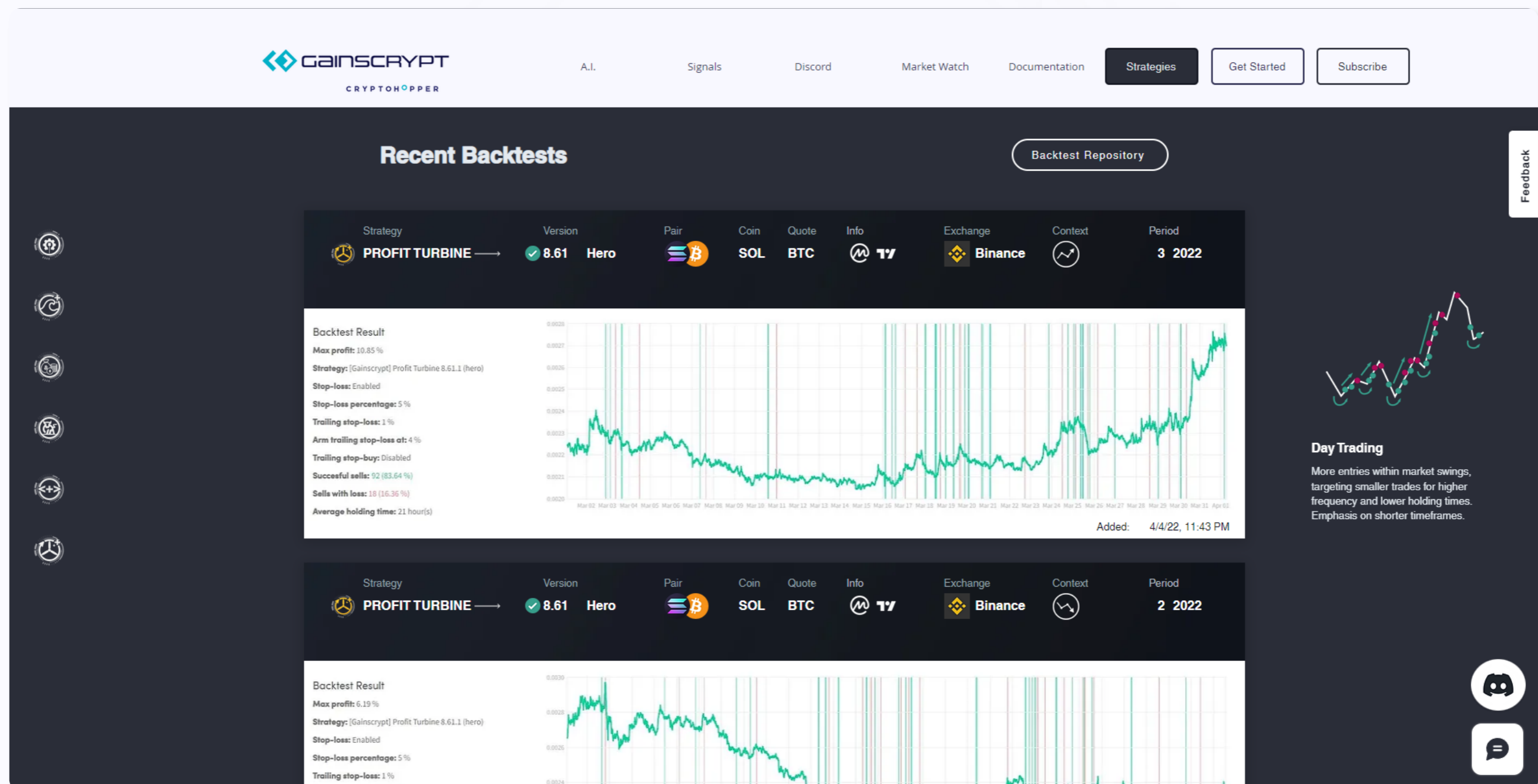
◯ f t ↗ ✉ 📧 📧





Where can I find results?

2. On the Gainscript website, when scrolling down on a strategy page.





Where can I find results?

3. Even older backtests are in this report (scroll down), but these may be outdated.

Comparison - 8.61 hero vs 8.62 core 29/8/21 - 18/9/21 - Binance

Version
8.6



4.2 CORE

Backtest Result

Max profit: 17.32 %

Strategy: [Gainscrypt] Profit Turbine 8.62 (core)

Stop-loss: Enabled

Stop-loss percentage: 6 %

Trailing stop-loss: 1 %

Arm trailing stop-loss at: 6 %

Trailing stop-buy: Disabled

Successful sells: 113 (71.97 %)

Sells with loss: 44 (28.03 %)

Average holding time: 10 hour(s)

Backtest Result

Max profit: 26.04 %

Strategy: [Gainscrypt] Profit Turbine 8.62 (core)

Stop-loss: Enabled

Stop-loss percentage: 10 %

Trailing stop-loss: 1 %

Arm trailing stop-loss at: 5 %

Trailing stop-buy: Disabled

Successful sells: 101 (87.83 %)

Sells with loss: 14 (12.17 %)

Average holding time: 14 hour(s)

[ATOM]

Test context:
mixed markets

[ATOM]

Test context:
mixed markets



4.2 HERO

Backtest Result

Max profit: 21.19 %

Strategy: [Gainscrypt] Profit Turbine 8.61 (hero)

Stop-loss: Enabled

Stop-loss percentage: 6 %

Trailing stop-loss: 1 %

[ATOM]

Test context:
mixed markets





Backtests of previous versions.

Note: We don't waste old strategies and keep them safely stored in our strategy vault. Strategies may be reverted to older versions when expected to be more profitable in current market conditions.

Comparison - 8.61 hero vs 8.62 core 29/8/21 - 18/9/21 - Binance

Version
8.6



4.2 CORE

Backtest Result

Max profit: 17.32 %

Strategy: [Gainscript] Profit Turbine 8.62 (core)

Stop-loss: Enabled

Stop-loss percentage: 6 %

Trailing stop-loss: 1 %

Arm trailing stop-loss at: 6 %

Trailing stop-buy: Disabled

Successful sells: 113 (71.97 %)

Sells with loss: 44 (28.03 %)

Average holding time: 10 hour(s)

Backtest Result

Max profit: 26.04 %

Strategy: [Gainscript] Profit Turbine 8.62 (core)

Stop-loss: Enabled

Stop-loss percentage: 10 %

Trailing stop-loss: 1 %

Arm trailing stop-loss at: 5 %

Trailing stop-buy: Disabled

Successful sells: 101 (87.83 %)

Sells with loss: 14 (12.17 %)

Average holding time: 14 hour(s)

[ATOM]

Test context:
mixed markets

[ATOM]

Test context:
mixed markets



4.2 HERO

Backtest Result

Max profit: 21.19 %

Strategy: [Gainscript] Profit Turbine 8.61 (hero)

Stop-loss: Enabled

Stop-loss percentage: 6 %

Trailing stop-loss: 1 %

Arm trailing stop-loss at: 6 %

Trailing stop-buy: Disabled

Successful sells: 97 (75.78 %)

Sells with loss: 31 (24.22 %)

Average holding time: 9 hour(s)

Backtest Result

Max profit: 24.91 %

Strategy: [Gainscript] Profit Turbine 8.61 (hero)

Stop-loss: Enabled

Stop-loss percentage: 10 %

Trailing stop-loss: 1 %

Arm trailing stop-loss at: 5 %

Trailing stop-buy: Disabled

Successful sells: 106 (86.18 %)

Sells with loss: 17 (13.82 %)

Average holding time: 15 hour(s)

[ATOM]

Test context:
mixed markets


[ATOM]

Test context:
mixed markets



Testing setups 29/8/21 - 18/9/21

Version
8.6
HERO



Sell based on strategy



Backtest Result

Max profit: 9.85 %
Strategy: [Gainscrypt] Profit Turbine 8.61
Stop-loss: Enabled
Stop-loss percentage: 5 %
Trailing stop-loss: 0.6 %
Arm trailing stop-loss at: 2.4 %
Trailing stop-buy: Disabled
Successful sells: 87 (79.82 %)
Sells with loss: 22 (20.18 %)
Average holding time: 6 hour(s)

[DOT]

Test context:
Mixed, volatile

Scalping Setup



Backtest Result

Max profit: 19.80 %
Strategy: [Gainscrypt] Profit Turbine 8.61
Stop-loss: Enabled
Stop-loss percentage: 6 %
Trailing stop-loss: 1 %
Arm trailing stop-loss at: 6 %
Trailing stop-buy: Disabled
Successful sells: 82 (75.23 %)
Sells with loss: 27 (24.77 %)
Average holding time: 9 hour(s)

[DOT]

Test context:
Mixed, volatile

Daytrading Setup



Backtest Result

Max profit: 26.00 %
Strategy: [Gainscrypt] Profit Turbine 8.61
Stop-loss: Enabled
Stop-loss percentage: 20 %
Trailing stop-loss: Disabled
Trailing stop-buy: Disabled
Successful sells: 88 (80.73 %)
Sells with loss: 21 (19.27 %)
Average holding time: 16 hour(s)
Date found: 09/18/2021 10:35:17 AM

[DOT]

Test context:
Mixed, volatile

DCA setup
Sell Signals Only





Results 1/8/21 - 31/8/21

Version
8.6
HERO



Sell based on strategy



Backtest Result

Max profit: 8.92 %

Strategy: [Gainscript] Profit Turbine 8.61

Stop-loss: Enabled

Stop-loss percentage: 6 %

Trailing stop-loss: 1 %

Arm trailing stop-loss at: 6 %

Trailing stop-buy: Disabled

Successful sells: 72 (74.23 %)

Sells with loss: 25 (25.77 %)

Average holding time: 13 hour(s)

[ETC]



Backtest Result

Max profit: 17.82 %

Strategy: [Gainscript] Profit Turbine 8.61

Stop-loss: Enabled

Stop-loss percentage: 6 %

Trailing stop-loss: 1 %

Arm trailing stop-loss at: 6 %

Trailing stop-buy: Disabled

Successful sells: 94 (81.74 %)

Sells with loss: 21 (18.26 %)

Average holding time: 11 hour(s)

[AAVE]



Backtest Result

Max profit: 16.68 %

Strategy: [Gainscript] Profit Turbine 8.61

Stop-loss: Enabled

Stop-loss percentage: 6 %

Trailing stop-loss: 1 %

Arm trailing stop-loss at: 6 %

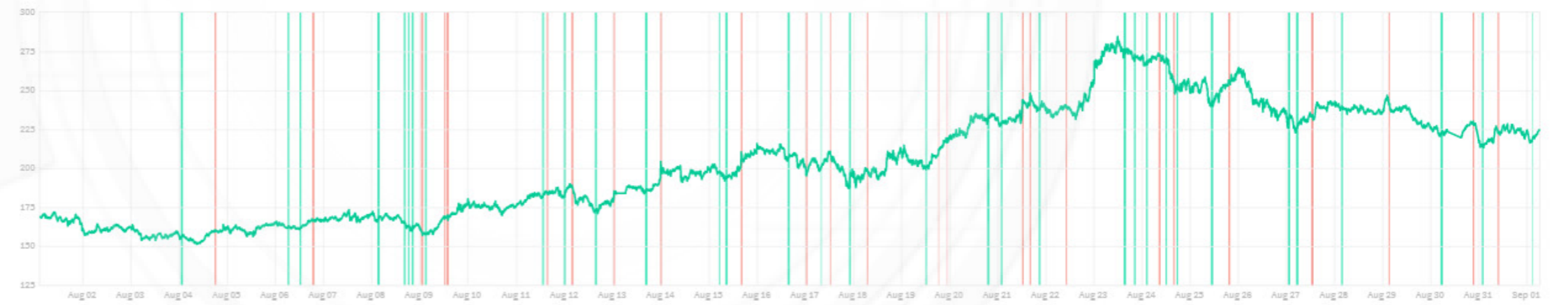
Trailing stop-buy: Disabled

Successful sells: 100 (76.92 %)

Sells with loss: 30 (23.08 %)

Average holding time: 12 hour(s)

[DASH]



Backtest Result

Max profit: 25.05 %

Strategy: [Gainscript] Profit Turbine 8.61

Stop-loss: Enabled

Stop-loss percentage: 6 %

Trailing stop-loss: 1 %

Arm trailing stop-loss at: 6 %

Trailing stop-buy: Disabled

Successful sells: 88 (85.44 %)

Sells with loss: 15 (14.56 %)

Average holding time: 11 hour(s)

[INJ]





Results 1/8/21 - 31/8/21

Version
8.6
HERO



Sell based on strategy



Backtest Result

Max profit: 11.11 %

Strategy: [Gainscrypt] Profit Turbine 8.61

Stop-loss: Enabled

Stop-loss percentage: 6 %

Trailing stop-loss: 1 %

Arm trailing stop-loss at: 6 %

Trailing stop-buy: Disabled

Successful sells: 86 (67.72 %)

Sells with loss: 41 (32.28 %)

Average holding time: 13 hour(s)

[RSR]



Backtest Result

Max profit: 6.45 %

Strategy: [Gainscrypt] Profit Turbine 8.61

Stop-loss: Enabled

Stop-loss percentage: 6 %

Trailing stop-loss: 1 %

Arm trailing stop-loss at: 6 %

Trailing stop-buy: Disabled

Successful sells: 74 (62.18 %)

Sells with loss: 45 (37.82 %)

Average holding time: 8 hour(s)

[RUNE]



Backtest Result

Max profit: 12.06 %

Strategy: [Gainscrypt] Profit Turbine 8.61

Stop-loss: Enabled

Stop-loss percentage: 6 %

Trailing stop-loss: 1 %

Arm trailing stop-loss at: 6 %

Trailing stop-buy: Disabled

Successful sells: 124 (84.35 %)

Sells with loss: 23 (15.65 %)

Average holding time: 16 hour(s)

[YFI]



Backtest Result

Max profit: 8.88 %

Strategy: [Gainscrypt] Profit Turbine 8.61

Stop-loss: Enabled

Stop-loss percentage: 6 %

Trailing stop-loss: 1 %

Arm trailing stop-loss at: 6 %

Trailing stop-buy: Disabled

Successful sells: 64 (62.75 %)

Sells with loss: 38 (37.25 %)

Average holding time: 11 hour(s)

[INJ]





Results 1/7/21 - 31/7/21

Version
8.6
HERO



Sell based on strategy



Backtest Result

Max profit: 19.89 %

Strategy: [Gainscript] Profit Turbine 8.61

Stop-loss: Enabled

Stop-loss percentage: 6 %

Trailing stop-loss: 1 %

Arm trailing stop-loss at: 6 %

Trailing stop-buy: Disabled

Successful sells: 112 (77.24 %)

Sells with loss: 33 (22.76 %)

Average holding time: 13 hour(s)

[EOS]



Backtest Result

Max profit: 22.56 %

Strategy: [Gainscript] Profit Turbine 8.61

Stop-loss: Enabled

Stop-loss percentage: 6 %

Trailing stop-loss: 1 %

Arm trailing stop-loss at: 6 %

Trailing stop-buy: Disabled

Successful sells: 106 (73.61 %)

Sells with loss: 38 (26.39 %)

Average holding time: 12 hour(s)

[AAVE]



Backtest Result

Max profit: 24.23 %

Strategy: [Gainscript] Profit Turbine 8.61

Stop-loss: Enabled

Stop-loss percentage: 6 %

Trailing stop-loss: 1 %

Arm trailing stop-loss at: 6 %

Trailing stop-buy: Disabled

Successful sells: 103 (86.55 %)

Sells with loss: 16 (13.45 %)

Average holding time: 14 hour(s)

[BCH]



Backtest Result

Max profit: 11.32 %

Strategy: [Gainscript] Profit Turbine 8.61

Stop-loss: Enabled

Stop-loss percentage: 6 %

Trailing stop-loss: 1 %

Arm trailing stop-loss at: 6 %

Trailing stop-buy: Disabled

Successful sells: 109 (75.17 %)

Sells with loss: 36 (24.83 %)

Average holding time: 15 hour(s)

[BNB]





Results 1/7/21 - 31/7/21

Version
8.6
HERO



Sell based on strategy



Backtest Result

Max profit: 9.41 %

Strategy: [Gainscript] Profit Turbine 8.61

Stop-loss: Enabled

Stop-loss percentage: 6 %

Trailing stop-loss: 1 %

Arm trailing stop-loss at: 6 %

Trailing stop-buy: Disabled

Successful sells: 93 (72.66 %)

Sells with loss: 35 (27.34 %)

Average holding time: 14 hour(s)

[DOT]



Backtest Result

Max profit: 13.79 %

Strategy: [Gainscript] Profit Turbine 8.61

Stop-loss: Enabled

Stop-loss percentage: 6 %

Trailing stop-loss: 1 %

Arm trailing stop-loss at: 6 %

Trailing stop-buy: Disabled

Successful sells: 88 (88.00 %)

Sells with loss: 12 (12.00 %)

Average holding time: 15 hour(s)

[ETH]



Backtest Result

Max profit: 19.35 %

Strategy: [Gainscript] Profit Turbine 8.61

Stop-loss: Enabled

Stop-loss percentage: 6 %

Trailing stop-loss: 1 %

Arm trailing stop-loss at: 6 %

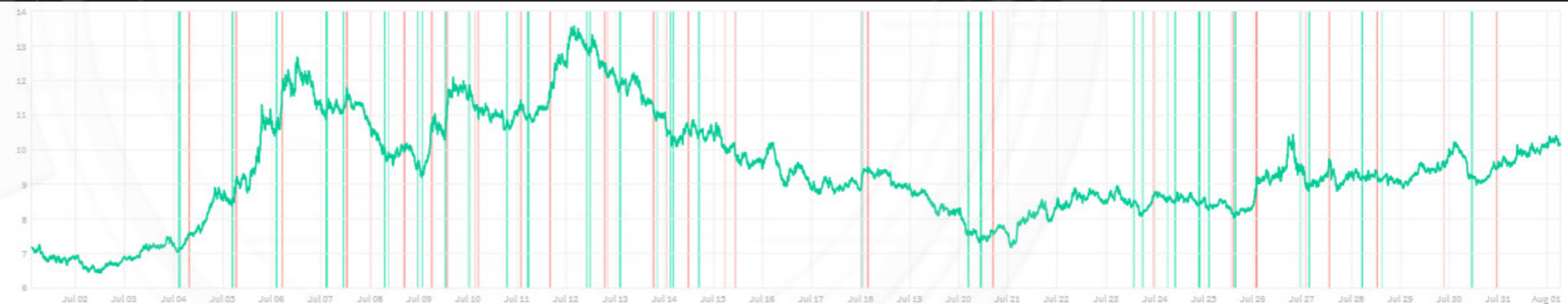
Trailing stop-buy: Disabled

Successful sells: 93 (78.81 %)

Sells with loss: 25 (21.19 %)

Average holding time: 11 hour(s)

[SNX]



Backtest Result

Max profit: 24.03 %

Strategy: [Gainscript] Profit Turbine 8.61

Stop-loss: Enabled

Stop-loss percentage: 6 %

Trailing stop-loss: 1 %

Arm trailing stop-loss at: 6 %

Trailing stop-buy: Disabled

Successful sells: 106 (85.48 %)

Sells with loss: 18 (14.52 %)

Average holding time: 15 hour(s)

[MKR]





Results 1/6/21 - 30/6/21

Version
8.6
HERO



Sell based on strategy



Backtest Result

Max profit: 11.92 %

Strategy: [Gainscript] Profit Turbine 8.61

Stop-loss: Enabled

Stop-loss percentage: 6 %

Trailing stop-loss: 1 %

Arm trailing stop-loss at: 6 %

Trailing stop-buy: Disabled

Successful sells: 88 (68.75 %)

Sells with loss: 40 (31.25 %)

Average holding time: 10 hour(s)

[MATIC]



Backtest Result

Max profit: 5.38 %

Strategy: [Gainscript] Profit Turbine 8.61

Stop-loss: Enabled

Stop-loss percentage: 6 %

Trailing stop-loss: 1 %

Arm trailing stop-loss at: 6 %

Trailing stop-buy: Disabled

Successful sells: 49 (58.33 %)

Sells with loss: 35 (41.67 %)

Average holding time: 12 hour(s)

[SUSHI]



Backtest Result

Max profit: 9.54 %

Strategy: [Gainscript] Profit Turbine 8.61

Stop-loss: Enabled

Stop-loss percentage: 6 %

Trailing stop-loss: 1 %

Arm trailing stop-loss at: 6 %

Trailing stop-buy: Disabled

Successful sells: 98 (70.50 %)

Sells with loss: 41 (29.50 %)

Average holding time: 15 hour(s)

[BTC]



Backtest Result

Max profit: 14.05 %

Strategy: [Gainscript] Profit Turbine 8.61

Stop-loss: Enabled

Stop-loss percentage: 6 %

Trailing stop-loss: 1 %

Arm trailing stop-loss at: 6 %

Trailing stop-buy: Disabled

Successful sells: 95 (74.22 %)

Sells with loss: 33 (25.78 %)

Average holding time: 9 hour(s)

[COMP]



Summary 1/6/21 - 31/8/21 - Binance

Version
8.6
HERO



Binance	BTC	9.54 %	[Gainscript] Profit Turbine 8.61	-6 %	1 % (arm at 6 %)	Disabled	98 (70.50 %)	41 (29.50 %)	15 hours	09/18/2021 2:54:24 AM
Binance	MATIC	5.38 %	[Gainscript] Profit Turbine 8.61	-6 %	1 % (arm at 6 %)	Disabled	49 (58.33 %)	35 (41.67 %)	12 hours	09/18/2021 2:46:07 AM
Binance	SUSHI	11.92 %	[Gainscript] Profit Turbine 8.61	-6 %	1 % (arm at 6 %)	Disabled	88 (68.75 %)	40 (31.25 %)	10 hours	09/18/2021 2:40:59 AM
Binance	QTUM	8.88 %	[Gainscript] Profit Turbine 8.61	-6 %	1 % (arm at 6 %)	Disabled	64 (62.75 %)	38 (37.25 %)	11 hours	09/18/2021 2:34:51 AM
Binance	YFI	12.06 %	[Gainscript] Profit Turbine 8.61	-6 %	1 % (arm at 6 %)	Disabled	124 (84.35 %)	23 (15.65 %)	16 hours	09/18/2021 2:25:27 AM
Binance	RUNE	6.45 %	[Gainscript] Profit Turbine 8.61	-6 %	1 % (arm at 6 %)	Disabled	74 (62.18 %)	45 (37.82 %)	8 hours	09/18/2021 2:20:49 AM
Binance	RSR	11.11 %	[Gainscript] Profit Turbine 8.61	-6 %	1 % (arm at 6 %)	Disabled	86 (67.72 %)	41 (32.28 %)	13 hours	09/18/2021 2:11:59 AM
Binance	MKR	24.03 %	[Gainscript] Profit Turbine 8.61	-6 %	1 % (arm at 6 %)	Disabled	106 (85.48 %)	18 (14.52 %)	15 hours	09/18/2021 1:58:47 AM
Binance	SNX	19.35 %	[Gainscript] Profit Turbine 8.61	-6 %	1 % (arm at 6 %)	Disabled	93 (78.81 %)	25 (21.19 %)	11 hours	09/18/2021 1:53:53 AM
Binance	ETH	13.79 %	[Gainscript] Profit Turbine 8.61	-6 %	1 % (arm at 6 %)	Disabled	88 (88.00 %)	12 (12.00 %)	15 hours	09/18/2021 1:48:25 AM
Binance	DOT	9.41 %	[Gainscript] Profit Turbine 8.61	-6 %	1 % (arm at 6 %)	Disabled	93 (72.66 %)	35 (27.34 %)	14 hours	09/18/2021 1:42:57 AM
Binance	BNB	11.32 %	[Gainscript] Profit Turbine 8.61	-6 %	1 % (arm at 6 %)	Disabled	109 (75.17 %)	36 (24.83 %)	15 hours	09/18/2021 1:36:48 AM
Binance	BCH	24.23 %	[Gainscript] Profit Turbine 8.61	-6 %	1 % (arm at 6 %)	Disabled	103 (86.55 %)	16 (13.45 %)	14 hours	09/18/2021 1:31:48 AM
Binance	INJ	25.05 %	[Gainscript] Profit Turbine 8.61	-6 %	1 % (arm at 6 %)	Disabled	88 (85.44 %)	15 (14.56 %)	11 hours	09/18/2021 1:26:18 AM
Binance	DASH	16.68 %	[Gainscript] Profit Turbine 8.61	-6 %	1 % (arm at 6 %)	Disabled	100 (76.92 %)	30 (23.08 %)	12 hours	09/18/2021 1:21:22 AM
Binance	ETC	8.92 %	[Gainscript] Profit Turbine 8.61	-6 %	1 % (arm at 6 %)	Disabled	72 (74.23 %)	25 (25.77 %)	13 hours	09/18/2021 1:15:34 AM
Binance	AAVE	17.82 %	[Gainscript] Profit Turbine 8.61	-6 %	1 % (arm at 6 %)	Disabled	94 (81.74 %)	21 (18.26 %)	11 hours	09/18/2021 1:10:55 AM


Market type (daily):
Average profit:
Winrate %:
Avg. holding time:
Risk/reward applied:

Mixed
13.88%
70,91%
12,70 hours
1:1 ratio

Which strategy is optimized for which market scenario? View here:

<https://www.gainscript.com/strategyfinder>

Strategies & market optimization matrix



Ranging markets



Bull market strategies

Bottom buyers



Bear market strategies





Gainscript is NOT a financial advisor. Any suggestions or recommendations by our support team should therefore never be interpreted as financial advice. Gainscript is not liable/responsible for losses in any way and it is the user's sole responsibility to make personal investment/trading decisions. All tools, templates, strategies provided are to be used with caution and expertise.

All strategies are regularly backtested, but as markets change, so can the results. Past performance does not guarantee future success.

Support & Social



Web

www.gainscript.com

Mail

support@gainscript.com

Follow us



[@gainscript](https://twitter.com/gainscript)



[@gainscript](https://www.instagram.com/gainscript)

Join our discord!

